

CARATTERISTICHE TECNICHE:

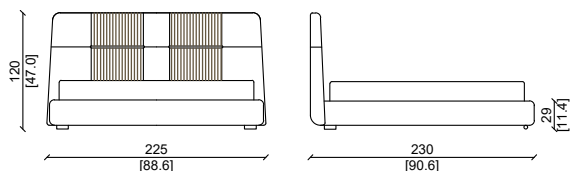
Struttura interna: Multistrato di abete.
 Imbottitura : Testata e giroletto : poliuretano espanso in varie densità.
 Rivestimento : Testata : cuciture verticali realizzate a mano , con pelli o tessuti di alta qualità disponibili in varie categorie.
 Barre decorative in metallo.
 Giroletto : pelli o tessuti di alta qualità disponibili in varie categorie.
 Piedini: Piedini di ottone satinato.
 * Su richiesta questo prodotto può essere realizzato su misura

PRODUCT TECHNICAL SHEET:

Internal structure: Fir plywood.
 Padding:
 Headboard and bed frame : expanded polyurethane foam in different density.
 Upholstery: Headboard : hand sewn vertical profiles , with high quality leathers or fabrics available in different categories. Metal decorative bar.
 Bed frame : high quality leathers or fabrics available in different categories.
 Feet: Satin brass finish feet.
 *This item can be customized upon request

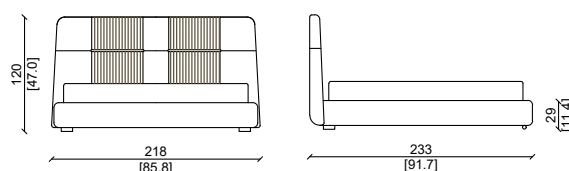
LETTO SUPER KING SIZE / SUPER KING SIZE BED

SLATTED BASE 200X200 CM



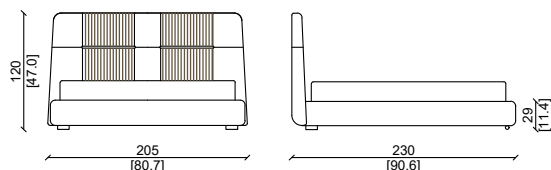
LETTO KING SIZE / KING SIZE BED

SLATTED BASE 193X203 CM



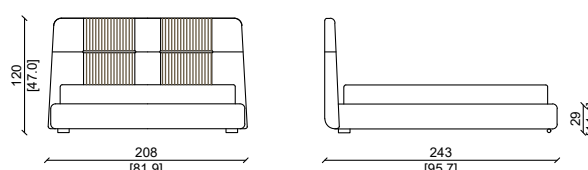
LETTO KING SIZE / KING SIZE BED

SLATTED BASE 180X200 CM



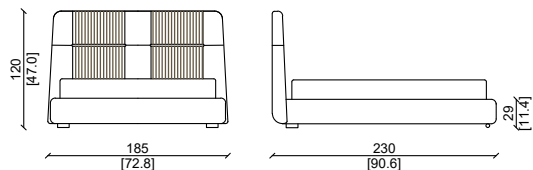
LETTO CALIFORNIA SIZE / CALIFORNIA SIZE BED

SLATTED BASE 183X213 CM



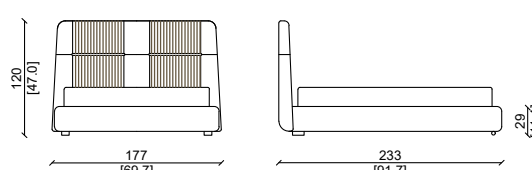
LETTO QUEEN SIZE / QUEEN SIZE BED

SLATTED BASE 160X200 CM



LETTO QUEEN SIZE / QUEEN SIZE BED

SLATTED BASE 152X203 CM



Pelle in grassè malva, piedini in ottone satinato.
 Grassè malva leather, satin brass feet.



Pelle in grassè malva, piedini in ottone satinato.
Grassè malva leather, satin brass feet.