

MOLLIE

Design: Andrea Pinori - Giorgio Balestri



LETTI E PANCHE
BED AND BENCHES

CARATTERISTICHE TECNICHE:

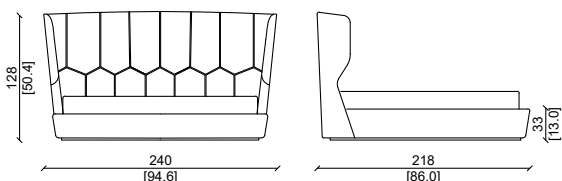
Struttura interna: Multistrato di abete curvato , doppia scocca.
Imbottitura : Testata e giroletto : poliuretano espanso in varie densità.
Rivestimento : Testata e giroletto : pelli o tessuti di alta qualità disponibili in varie categorie.
La doppia scocca permette anche l'uso di pelli o tessuti diversi su ogni parte della scocca.
Su richiesta è possibile realizzare la bordatura decorativa in colori diversi.
Struttura esterna , zampe : Base in massello , su richiesta rivestibile in pelle.

PRODUCT TECHNICAL SHEET:

Internal structure : Curved fir plywood , double shell.
Padding:
Headboard and bed frame : expanded polyurethane foam in different density.
Upholstery: Headboard and bed frame : high quality leathers or fabrics available in different categories
The double shell of the headboard also allows the use of different leathers or fabrics on each shell of the headboard.
On demand , the piping on headboard and bed frame can be made with a different color
External structure and legs: Base in solid wood , also possible to cover it with leather.

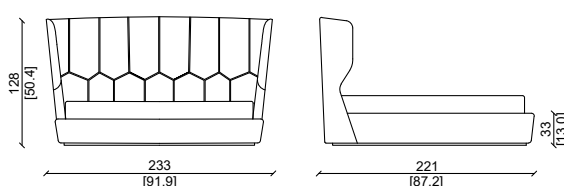
LETTO SUPER KING SIZE / SUPER KING SIZE BED

SLATTED BASE 200X200 CM



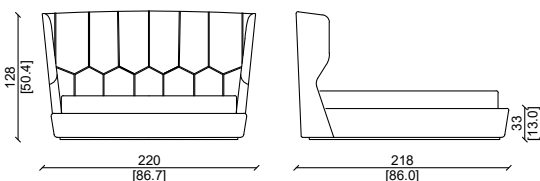
LETTO KING SIZE / KING SIZE BED

SLATTED BASE 193X203 CM



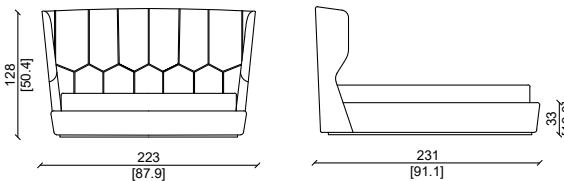
LETTO KING SIZE / KING SIZE BED

SLATTED BASE 180X200 CM



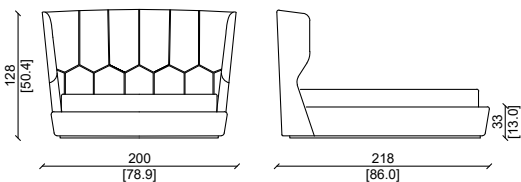
LETTO CALIFORNIA SIZE / CALIFORNIA SIZE BED

SLATTED BASE 183X213 CM



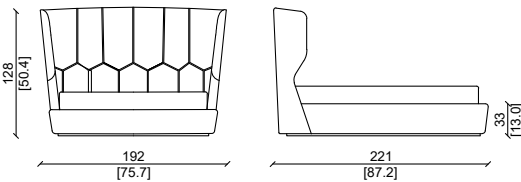
LETTO QUEEN SIZE / QUEEN SIZE BED

SLATTED BASE 160X200 CM



LETTO QUEEN SIZE / QUEEN SIZE BED

SLATTED BASE 152X203 CM



Pelle grasse carrara.
Grasse carrara leather.