

MASTER

Design: I.d Ulivi Salotti



LETTI E PANCHE
BED AND BENCHES

CARATTERISTICHE TECNICHE:

Struttura interna:
Massello di abete.

Imbottitura :

Testata e giroletto : poliuretano espanso in varie densità.

Rivestimento :

Testata e giroletto : pelli o tessuti di alta qualità disponibili in varie categorie.

Struttura esterna , zampe :

Base in massello di noce Americano , su richiesta rivestito in pelle.

* Su richiesta questo prodotto può essere realizzato su misura

PRODUCT TECHNICAL SHEET:

Internal structure :

Solid fir wood.

Padding:

Headboard and bed frame : expanded polyurethane foam in different density.

Upholstery:

Headboard and bed frame : high quality leathers or fabrics available in different categories.

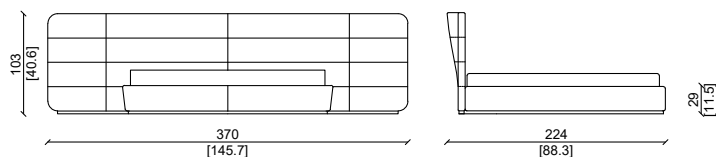
External structure and legs :

Bed base in solid American walnut, on demand also covered with leather.

* This item can be customized upon request

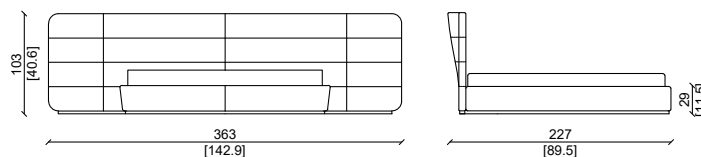
LETTO SUPER KING SIZE / SUPER KING SIZE BED

SLATTED BASE 200X200 CM



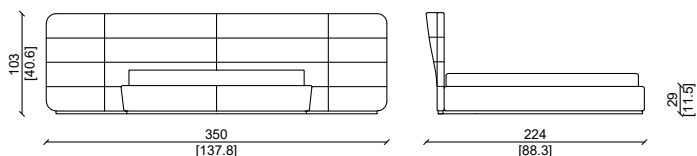
LETTO KING SIZE / KING SIZE BED

SLATTED BASE 193X203 CM



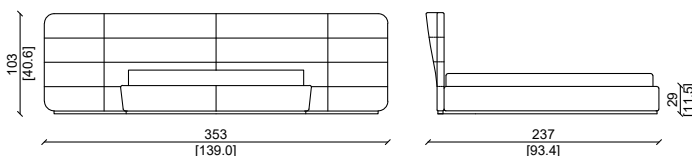
LETTO KING SIZE / KING SIZE BED

SLATTED BASE 180X200 CM



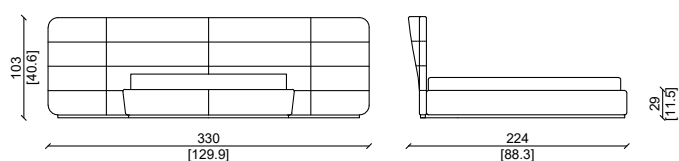
LETTO CALIFORNIA SIZE / CALIFORNIA SIZE BED

SLATTED BASE 183X213 CM



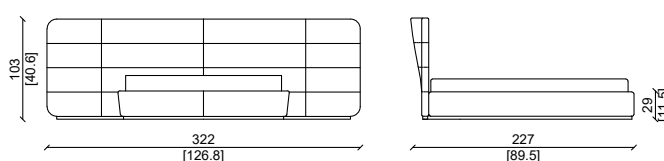
LETTO QUEEN SIZE / QUEEN SIZE BED

SLATTED BASE 160X200 CM



LETTO QUEEN SIZE / QUEEN SIZE BED

SLATTED BASE 152X203 CM



Pelle in etrusco polvere.
Etrusco polvere leather.