

CARATTERISTICHE TECNICHE:

Struttura interna : in metallo , con inserti in legno multistrato.

Imbottitura dei cuscini della seduta e del corpo del divano : Piuma d'oca naturale sterilizzata, e schiuma poliuretana con densità differenziata per assicurare il massimo comfort.

Imbottitura dei cuscini dello schienale : Imbottitura soft con piuma d'oca naturale sterilizzata .

Rivestimento : Pelli o tessuti di alta qualità della gamma esclusiva , disponibili in varie categorie.

Base: tubolare in metallo in finitura black nickel con

Terminali in metallo disponibile in varie finiture.

PRODUCT TECHNICAL SHEET:

Main structure : metal with solid wood inserts.

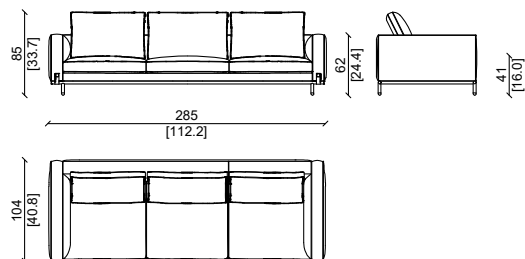
Padding of sitting cushions and overall body : natural , sterilized goose feathers , polyurethane foam with different density to ensure the maximum comfort.

Padding of back cushions : Soft padding with natural , sterilized goose feathers.

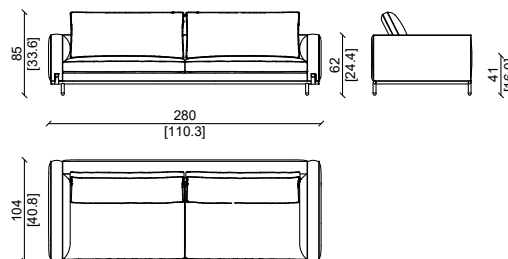
Upholstery : High quality leathers or fabrics from exclusive range , available in different categories.

Base: Tubular metal base in black nickel finish with end caps available in different kind of finish.

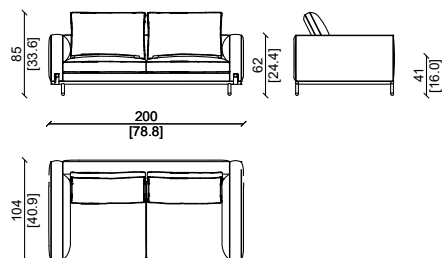
ETIE M 285



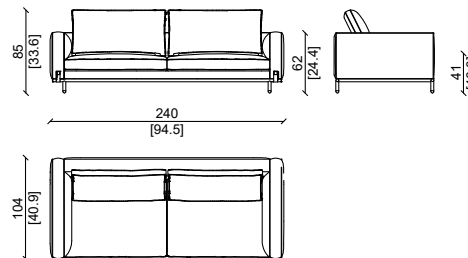
ETIE XL 280



ETIE M 200



ETIE L 240



Pelle plume cemento , base in black nickel e terminali oro.
Plume cemento leather, black nickel base, gold finish end caps.



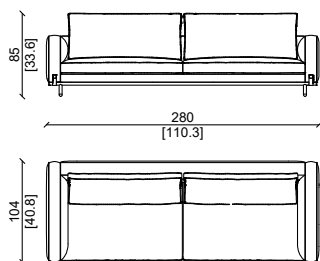
ETIENNE XL

Design: Castello Lagravinese Studio

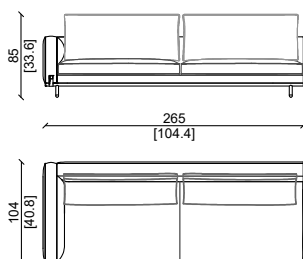


DIVANO - SOFA

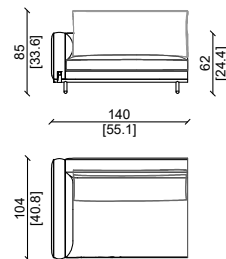
ETIE XL 280



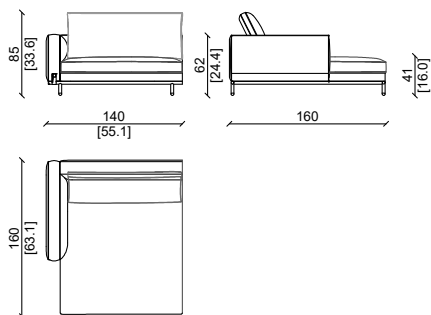
ETIE XL 265



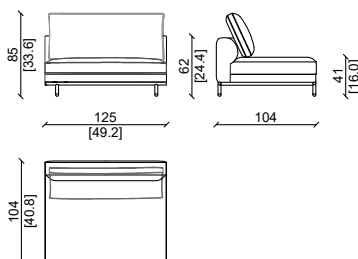
ETIE XL 140



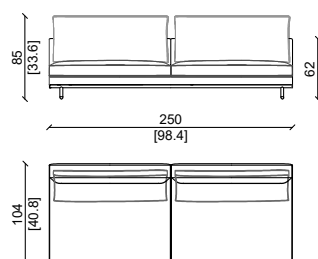
ETIE XL 140 LONGUE



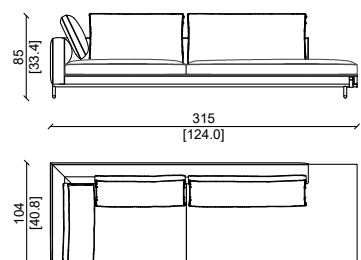
ETIE XL 125



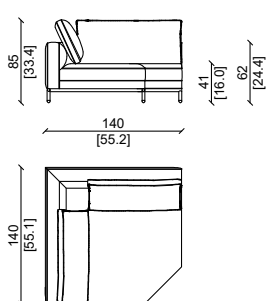
ETIE XL 250



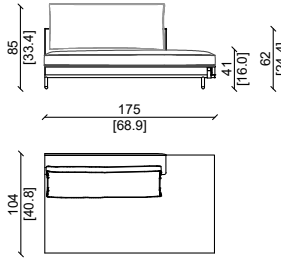
ETIE XL 315



ETIE CORNER 140



ETIE XL 175 LONGUE



Pelle in plume sabbia, basi nere lucide e terminali ottone satinato.
Plume sabbia leather, Black finish base with satin brass end caps.

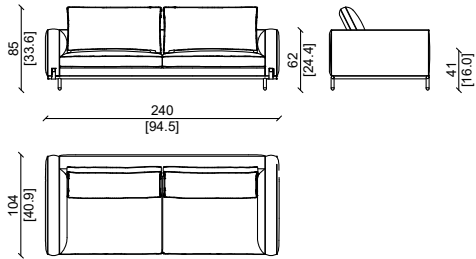
ETIENNE L

Design: Castello Lagravinese Studio

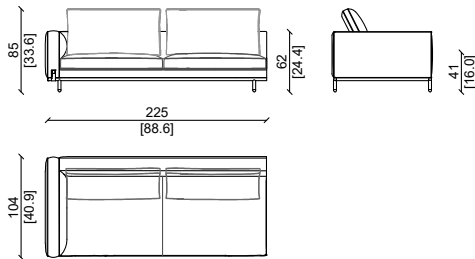


DIVANO - SOFA

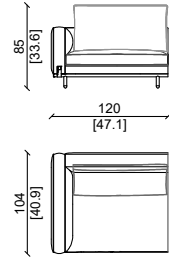
ETIE L 240



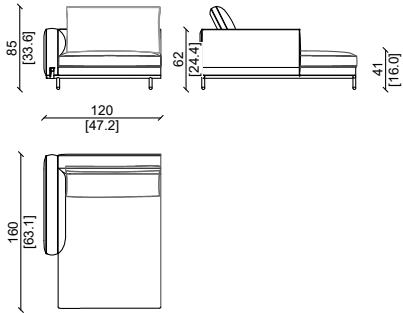
ETIE L 225



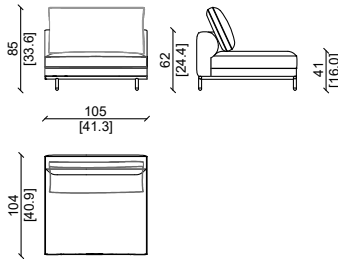
ETIE L 120



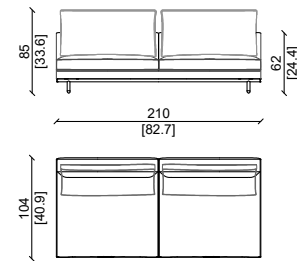
ETIE L 120



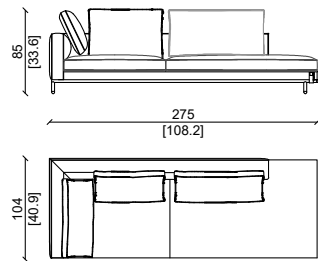
ETIE L 105



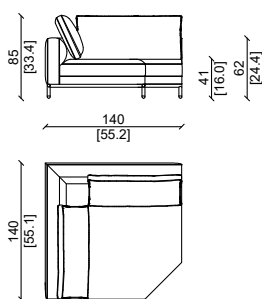
ETIE L 210



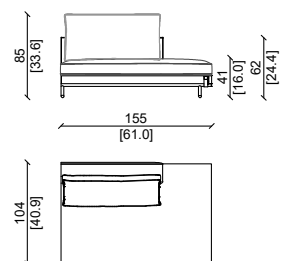
ETIE L 275



ETIE CORNER 140



ETIE L 155 LONGUE



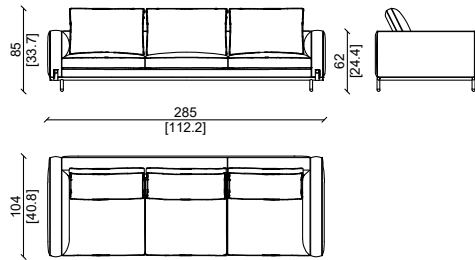
ETIENNE M

Design: Castello Lagravinese Studio

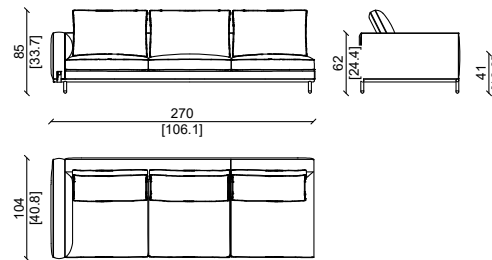


DIVANO - SOFA

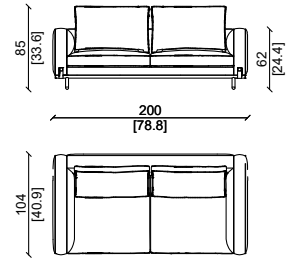
ETIE M 285



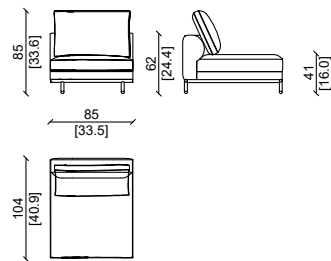
ETIE M 265



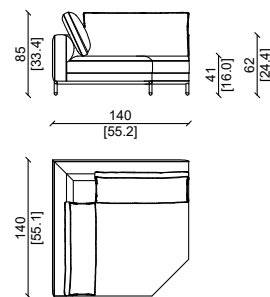
ETIE M 200



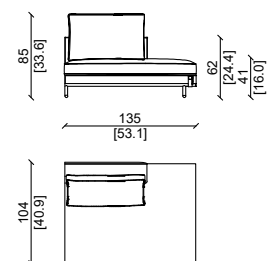
ETIE M 85



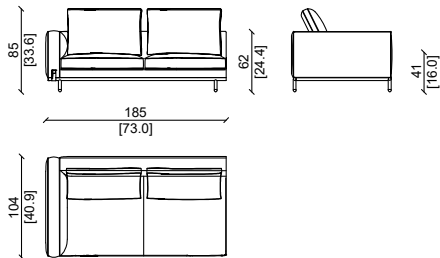
ETIE CORNER 140



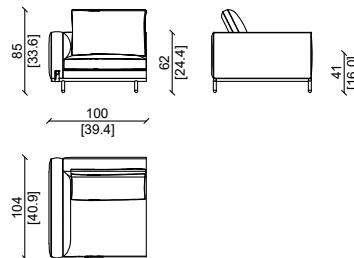
ETIE S 135



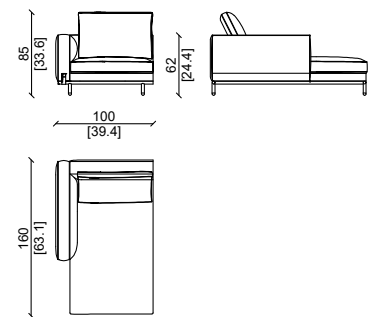
ETIE M 185



ETIE M 100



ETIE M 100 LONGUE

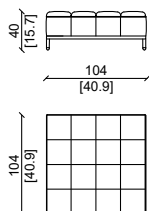


ETIENNE POUF

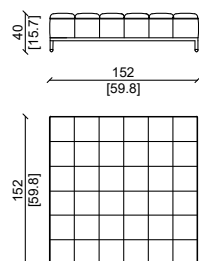
Design: Castello Lagravinese Studio



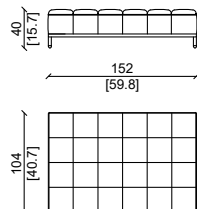
ETIE POUF 104 LUX



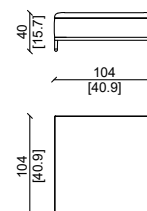
ETIE POUF 152 LUX



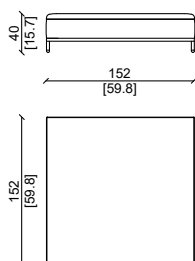
ETIE POUF 152 R LUX



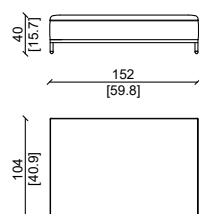
ETIE POUF 104



ETIE POUF 152



ETIE POUF R 152



Pelle in grasse cemento , base in black nickel e piedini in oro.
Grasse cemento leather, black nickel base, and feet in gold finish.

ETIENNE TABLE

Design: Castello Lagravinese Studio

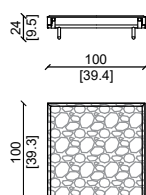
CARATTERISTICHE TECNICHE:

Struttura interna : in metallo , con inserti in legno massello.
Rivestimento : Pelli o tessuti di alta qualità della gamma esclusiva , disponibili in varie categorie.
Top disponibile in noce americano , marmo , legno, vetro o pelle nelle varie categorie di Ulivi Salotti.

PRODUCT TECHNICAL SHEET:

Internal Structure: Metal frame with solid wood inserts.
Upholstery: High-quality leathers or fabrics from our exclusive range, available in various categories.
Top: Available in American walnut, marble, wood, glass, or leather within the Ulivi Salotti collection categories.

TAVOLINO Q -COFFEE TABLE



TAVOLINO R -COFFEE TABLE

