

CARATTERISTICHE TECNICHE:

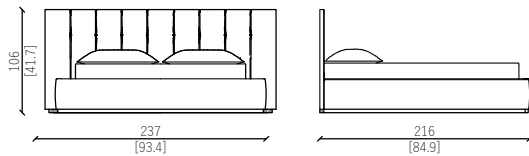
Struttura interna: Massello di abete. Imbottitura :Testata e giroletto : poliuretano espanso in varie densità. Rivestimento : Testata e giroletto : pelli o tessuti di alta qualità disponibili in varie categorie.
Piedini : finitura ottone satinato .

PRODUCT TECHNICAL SHEET:

Internal structure: Solid fir. Padding: Headboard and bed frame: polyurethane foam in various densities. Coating: Headboard and bed frame: high quality leathers or fabrics available in various categories.
Feet: satin brass finish.

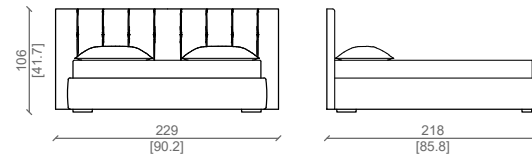
LETTO SUPER KING SIZE / SUPER KING SIZE BED

SLATTED BASE 200X200 CM



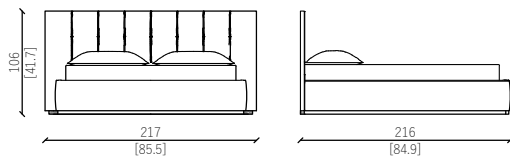
LETTO KING SIZE / KING SIZE BED

SLATTED BASE 193X203 CM



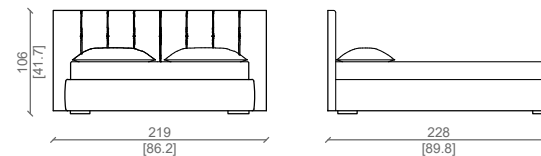
LETTO KING SIZE / KING SIZE BED

SLATTED BASE 180X200 CM



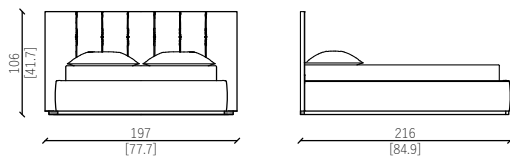
LETTO CALIFORNIA SIZE / CALIFORNIA SIZE BED

SLATTED BASE 183X213 CM



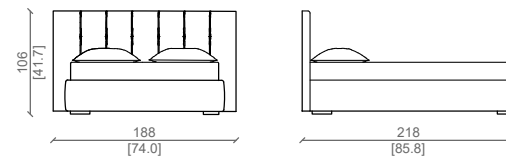
LETTO QUEEN SIZE / QUEEN SIZE BED

SLATTED BASE 160X200 CM



LETTO QUEEN SIZE / QUEEN SIZE BED

SLATTED BASE 152X203 CM



Pediera e testata in grasse sabbia.
Headboard and frame in grasse sabbia leather.



Pediera e testata in grasse sabbia.
Headboard and frame in grasse sabbia leather.

