

# CESAR REVERSE

Design: Castello Lagravinese Studio



DIVANO - SOFA

## CARATTERISTICHE TECNICHE:

### Struttura:

Divano realizzato in legno multistrato di abete.

### Imbottiture:

Cuscino della seduta :

realizzato in poliuretano espanso in varie densità e memory foam, il tutto rivestito in piuma d'oca sterilizzata.

Cuscino schienale:

realizzato in piuma d'oca sterilizzata con un inserto in poliuretano espanso.

Rivestimento:

Rivestimento in varie categorie di pelle e tessuti.

Base:

Base h 4 cm disponibile in varie finiture di legno o metalli.

\* Prodotto personalizzabile

## PRODUCT TECHNICAL SHEET:

### Internal structure:

Fir wood multi-ply.

Cushions padding :

Sitting cushions :

External padding with natural , sterilized goose feathers.

Internal center with memory foam and expanded polyurethane with different density.

Back cushions :

Soft padding with natural , sterilized goose feathers , with a core support in expanded polyurethane.

Upholstery:

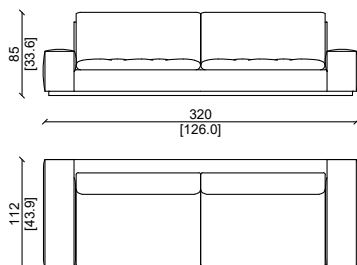
High quality leathers or fabrics available in different categories.

Base:

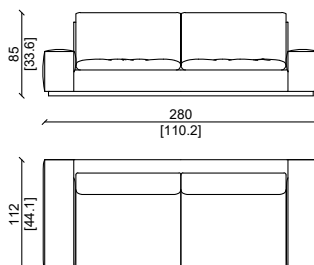
H. 4 Cm , available in wood or metal , with different colors or finish.

\* This item can be customized upon request.

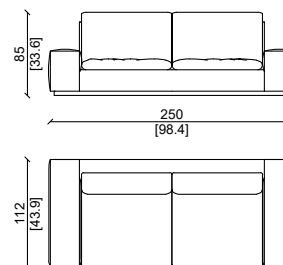
DIVANO - SOFA 320 CM XL



DIVANO - SOFA 280 CM L



DIVANO - SOFA 250 CM M



Pelle in grasse ottanio base finitura ottone satinato, cuscino in nabuk senape.  
Grasse ottanio leather, satin brass finish base, Nabuk senape decorative cushion.



Pelle in grasse ottanio base finitura ottone satinato, cuscino in nabuk senape.  
Grasse ottanio leather, satin brass finish base, Nabuk senape decorative cushion.

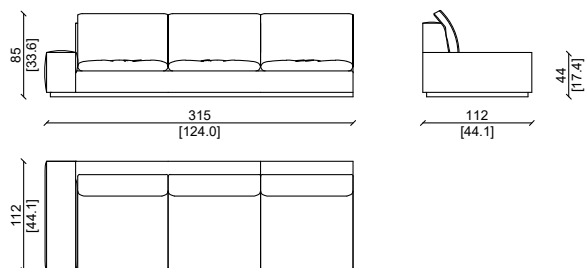
# CESAR REVERSE SECTIONAL



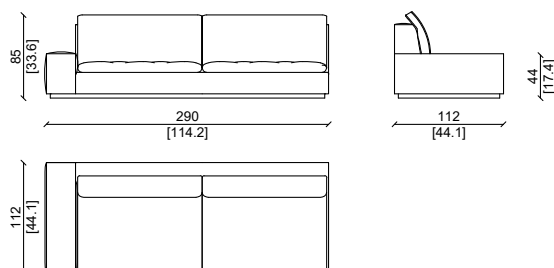
DIVANO - SOFA

Design: Castello Lagravinese Studio

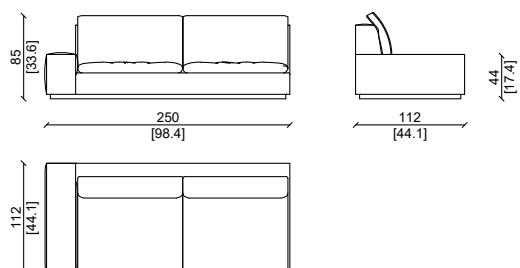
ELEMENTO / ELEMENT 315cm M



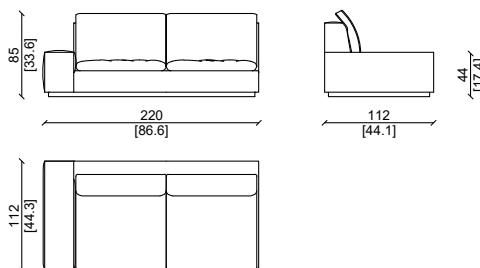
ELEMENTO / ELEMENT 290cm XL



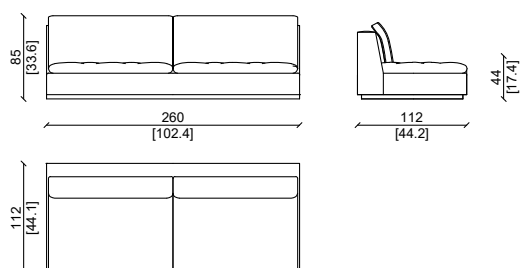
ELEMENTO / ELEMENT 250cm L



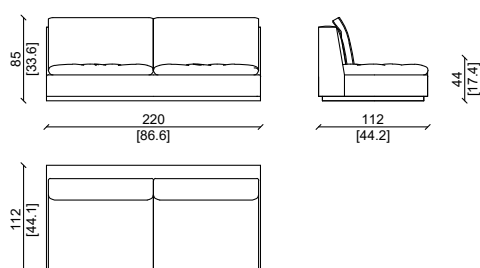
ELEMENTO / ELEMENT 220cm M



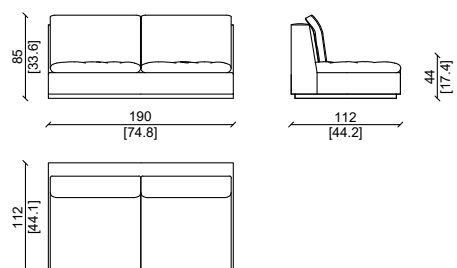
ELEMENTO / ELEMENT 260cm XL



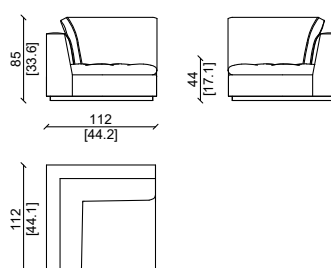
ELEMENTO / ELEMENT 220cm L



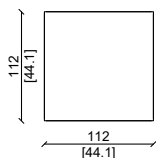
ELEMENTO / ELEMENT 190cm M



ANGOLO / CORNER



ANGOLO / CORNER



# CESAR REVERSE SECTIONAL

Design: Castello Lagravinese Studio



DIVANO - SOFA

## CARATTERISTICHE TECNICHE:

### Struttura:

Divano realizzato in legno multistrato di abete.

### Imbottiture:

Cuscino della seduta :

realizzato in poliuretano espanso in varie densità e memory foam, il tutto rivestito in piuma d'oca sterilizzata.

### Cuscino schienale:

realizzato in piuma d'oca sterilizzata con un inserto in poliuretano espanso.

### Rivestimento:

Rivestimento in varie categorie di pelle e tessuti.

### Base:

Base h 4 cm disponibile in varie finiture di legno o metalli.

\* Prodotto personalizzabile

## PRODUCT TECHNICAL SHEET:

### Internal structure:

Fir wood multi-ply.

Cushions padding :

Sitting cushions :

External padding with natural , sterilized goose feathers.

Internal center with memory foam and expanded polyurethane with different density.

Back cushions :

Soft padding with natural , sterilized goose feathers , with a core support in expanded polyurethane.

Upholstery:

High quality leathers or fabrics available in different categories.

Base:

H. 4 Cm , available in wood or metal , with different colors or finish.

\* This item can be customized upon request.



Pelle in kashmir madras , base in metallo finitura ottone satinato.  
Leather kashmir madras , satin brass finish base.



Pelle in kashmir madras , base in metallo finitura ottone satinato.  
Leather kashmir madras , satin brass finish base.